


EAST ISLIP UFSD - NEW YORK STATE REPORT CARD [2020 - 21]

The New York State Report Card is an important part of the Board of Regents' effort to create educational equity and raise learning standards for all students. Knowledge gained from the report card on a school's or district's strengths and weaknesses can be used to improve instruction and services to students. The report card provides information to the public on school/district staff, students, and measures of school and district performance as required by the Every Student Succeeds Act (ESSA). Fundamentally, ESSA is about creating a set of interlocking strategies to promote educational equity by providing support to districts and schools as they work to ensure that



EAST ISLIP UFSD




2020-21 School Year Financial Transparency Report

Table with multiple rows and columns, mostly obscured by heavy black redaction bars.



417100 000 111

0004 LP 000 101 0000 00 0000 00 0000 00 0000 00 0000 00



THIS SCHOOL

N/A

**DISTRICT OR DISTRICT
OF LOCATION**

\$29,267.86

COUNTY AVERAGE

\$25,637.96

STATEWIDE AVERAGE

\$23,470.91

Report View One: How Much is Being Spent on Instruction and Administration?



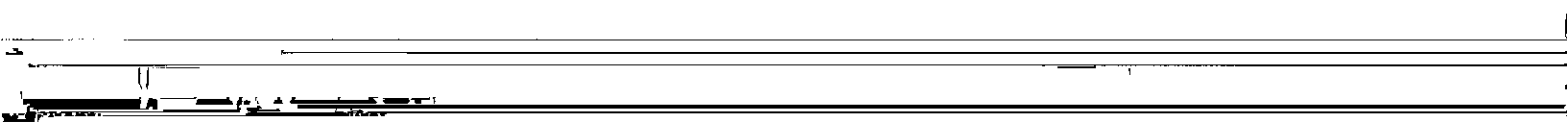


For traditional school districts, school level data (entries A through D) represent the average per pupil school level expenditures for all

[Redacted Table Content]

4/27/22, 9:06 AM

2021 | EAST ISLIP UFSD - Financial Transparency Report | NYSED Data Site

Report View One Per Pupil Expenditure Categories	EAST ISLIP UFSD
P2 School Administrative Benefits	\$204.03





[REDACTED]

[REDACTED]

[REDACTED]

[REDACTED]

[REDACTED]

[Redacted text block]

[Redacted text block]

[Redacted text block]

[Redacted text block]

[Redacted text block]

[Redacted text block]

[Redacted text block]

[Redacted text block]

[Redacted text block]

[Redacted text block]

[Redacted text block]

[Redacted text block]

[Redacted text block]

[Redacted text block]

4/27/22, 9:06 AM

2021 | EAST ISLIP UFSD - Financial Transparency Report | NYSED Data Site

Entries 1 through 7 represent central expenditures

Line Item	Description	Amount
1		
2		
3		
4		
5		
6		
7		
8		
9		
10		
11		
12		
13		
14		
15		
16		
17		
18		
19		
20		
21		
22		
23		
24		
25		
26		
27		
28		
29		
30		
31		
32		
33		
34		
35		
36		
37		
38		
39		
40		
41		
42		
43		
44		
45		
46		
47		
48		
49		
50		
51		
52		
53		
54		
55		
56		
57		
58		
59		
60		
61		
62		
63		
64		
65		
66		
67		
68		
69		
70		
71		
72		
73		
74		
75		
76		
77		
78		
79		
80		
81		
82		
83		
84		
85		
86		
87		
88		
89		
90		
91		
92		
93		
94		
95		
96		
97		
98		
99		
100		



SECRET

CONFIDENTIAL

[REDACTED]

[REDACTED]

[REDACTED]

[REDACTED]

[REDACTED]

[REDACTED]

[REDACTED]

[REDACTED]

[REDACTED]

[REDACTED]

[REDACTED]

[REDACTED]

[REDACTED]